



LIT

Vallelunga & Co.

LIT

solida
leggerezza
dal design
essenziale

solid lightness with a simple design

Tre colori sobri muovono delicatamente la superficie di una nuova pietra ceramica, si amalgamano con strutture variegata che regalano una profonda sensazione di matericità, per disegnare infinite composizioni intrise di naturalezza.

Three understated colours delicately adorn the surface of a new ceramic stone, blending with various structures that create a profound sense of tactility to design infinite compositions that exude naturalness.

> **Lit** Antracite Satin 60x120 / 23,6"x47,2"
Tabula XL Noce Naturale 20x120 / 7,9"x47,2"




Lit

Gres porcellanato colorato / satin e naturale / rettificato
Colored porcelain tile / satin and natural surface / rectified




ANTRACITE



GRIGIO



GREIGE



120x120 - 47,2"x47,2"



60x120 - 23,6"x47,2"



60x60 - 23,6"x23,6"



30x60 - 11,8"x23,6"




7,5x30 - 2,9"x11,8"

| | | | | | |
|-----------|-----------------------------|-------------------------|-------------------------|-------------------------|-------------------------|
| | LIT12042SR satin 67 ■ | O2LIT12642SR satin 46 ■ | O2LIT00642SR satin 45 ■ | O2LIT00342SR satin 45 ■ | O2LIT75342SR satin 67 ■ |
| GREIGE | LIT12042NR nat 47 ■ | O2LIT12642R nat 45 ■ | O2LIT00642R nat 41 ■ | O2LIT00342R nat 41 ■ | O2LIT75342R nat 65 ■ |
| | LIT12042OR out dry R11 47 ■ | | | | |
| | LIT12040SR satin 67 ■ | O2LIT12640SR satin 46 ■ | O2LIT00640SR satin 45 ■ | O2LIT00340SR satin 45 ■ | O2LIT75340SR satin 67 ■ |
| GRIGIO | LIT12040NR nat 47 ■ | O2LIT12640R nat 45 ■ | O2LIT00640R nat 41 ■ | O2LIT00340R nat 41 ■ | O2LIT75340R nat 65 ■ |
| | LIT12040OR out dry R11 47 ■ | | | | |
| | | O2LIT12670SR satin 46 ■ | O2LIT00670SR satin 45 ■ | O2LIT00370SR satin 45 ■ | O2LIT75370SR satin 67 ■ |
| ANTRACITE | | O2LIT12670R nat 45 ■ | O2LIT00670R nat 41 ■ | O2LIT00370R nat 41 ■ | O2LIT75370R nat 65 ■ |


MOSAICI - MOSAICS

MOSAICO 5x5




30x30 - 11,8"x11,8"
O2LITM70S ANTRACITE satin 14 ▲
O2LITM70 ANTRACITE naturale 12 ▲

MOSAICO 5x5



30x30 - 11,8"x11,8"
O2LITM40S GRIGIO satin 14 ▲
O2LITM40 GRIGIO naturale 12 ▲

MOSAICO 5x5



30x30 - 11,8"x11,8"
O2LITM42S GREIGE satin 14 ▲
O2LITM42 GREIGE naturale 12 ▲



Lit Decoro Natura 60x120 / 23,6"x47,2" - Grigio Naturale Out Dry R11 120x120 / 47,2"x47,2"
> Lit Grigio Naturale 60x120 / 23,6"x47,2" - Tabula XL Bianco Naturale 20x120 / 7,9"x47,2"



DECORI - DECORS

LIT — Concreta

DECORO NATURA A+B



60x120 - 23,6"x47,2"
O2LITDFLO naturale

57 ●

ACCESSORI TRIMS

| | | ANTRACITE | GRIGIO | GREIGE | |
|------------|-------------------|------------------|------------------|------------------|------|
| battiscopa | 8x60 - 3,1"x23,6" | O2LITB70R | O2LITB40R | O2LITB42R | 11 ▲ |

PESI, MISURE E CONTENUTO DEI COLLI

WEIGHT, SIZE AND CONTENTS OF THE PACKING POIDS, DIMENSIONS

| prodotto product | spessore thickness | pezzi/scatola pieces/box | mq/scatola sq.mt./box | kg/scatola weight/box | scatole/pallet box/pallet | mq/pallet sq.mt./pallet | kg/pallet weight/pallet |
|-----------------------|-----------------------|-----------------------------|--------------------------|--------------------------|------------------------------|----------------------------|----------------------------|
| 120x120 - 47,2"x47,2" | 9 | 2 | 2,88 | 57,30 | 32 | 92,16 | 1849 |
| 60x120 - 23,6"x47,2" | 9 | 2 | 1,44 | 32,60 | 30 | 43,20 | 978 |
| 60x60 - 23,6"x23,6" | 9 | 3 | 1,08 | 24,24 | 40 | 43,20 | 970 |
| 30x60 - 11,8"x23,6" | 9 | 6 | 1,08 | 24,34 | 40 | 43,20 | 974 |
| 7,5x30 - 2,9"x11,8" | 9 | 26 | 0,59 | 12,80 | 60 | 35,10 | 768 |
| 60x120 - 23,6"x47,2" | decoro natura A+B | 9 | 2 | - | - | - | - |
| 30x30 - 11,8"x11,8" | mosaico 5x5 | 9 | 10 | 0,90 | 18,60 | - | - |
| 8x60 - 3,1"x23,6" | battiscopa | 9 | 20 | 0,96 | 21,50 | 35 | 753 |

LIT

GRES PORCELLANATO COLORATO / SATIN E NATURALE / RETTIFICATO COLORED PORCELAIN TILE / SATIN AND NATURAL FINISH / RECTIFIED


CLASS EN 14411 - Bia GL ANNEX G

| Caratteristiche Features | Unità di misura Unit of measurement | Valore medio Average value | Valore prescritto Required standard | Metodo di prova Test method |
|---|--|-------------------------------|---|--------------------------------|
| Dimensione lati Dimensions - Length and Width | % | conforme according | ± 0,6 (max ± 2 mm) | EN ISO 10545-2 |
| Rettilinearità dei lati Sides' straightness | % | conforme according | ± 0,5 (max ± 1,5 mm) | EN ISO 10545-2 |
| Ortogonalità dei lati Sides' orthogonality | % | conforme according | ± 0,5 (max ± 2 mm) | EN ISO 10545-2 |
| Planarità Flatness | % | conforme according | ± 0,5 (max ± 2 mm) | EN ISO 10545-2 |
| Spessore Thickness | % | conforme according | ± 5 (max ± 0,5 mm) | EN ISO 10545-2 |
| Assorbimento d' acqua Water absorption | % | conforme according | ≤ 0,5 | EN ISO 10545-3 |
| Sforzo di Rottura Breaking strength | N | conforme according | ≥ 1300 se spess. ≥ 7,5 mm ≥ 700 se spess. < 7,5 mm | EN ISO 10545-4 |
| Modulo di rottura Modulus of rupture | N/mm ² | conforme according | ≥ 35 | EN ISO 10545-4 |
| Resistenza all' abrasione Resistance to abrasion | PEI (satin) mm ³ | conforme according | 4-5 ≤ 175 | EN ISO 10545-7 |
| Coefficiente di dilatazione termica lineare Coefficient of linear thermal - +expansion | 10 ⁻⁶ /°C | δ = 7,0 | metodo disponibile method available | EN ISO 10545-8 |
| Resistenza agli sbalzi termici Resistance to thermal shock | | resiste resists | metodo disponibile method available | EN ISO 10545-9 |
| Resistenza alle macchie Stain resistance | | 4-5 | min 3 | EN ISO 10545-14 |
| Resistenza all'attacco chimico Chemical resistance | | A | min B | EN ISO 10545-13 |
| Resistenza agli acidi e alle basi a bassa concentrazione Resistant to acid and low concentration bases | | LA | metodo disponibile method available | EN ISO 10545-13 |
| Resistenza al gelo Frost resistance | | resiste resists | richiesta required | EN ISO 10545-12 |
| Stabilità dei colori Color stability | | stabile stable | metodo disponibile method available | DIN 51094 |
| Resistenza allo scivolamento Slip resistance | | | R9 satin R10 A+B natural R11 out dry | DIN EN 16165- ANNEX B |
| | | DCOF wet condition | ≥ 0,42 satin | ANSI A 137.1 |



Vallelunga & Co.

Ascot Gruppo Ceramiche srl
41014 Solignano di Castelvetro (MO) Italy
Via Croce, 80
Tel. e Fax +39 059 778411
info@vallelungacer.it
www.vallelungacer.it

A Brand of  VICTORIA PLC